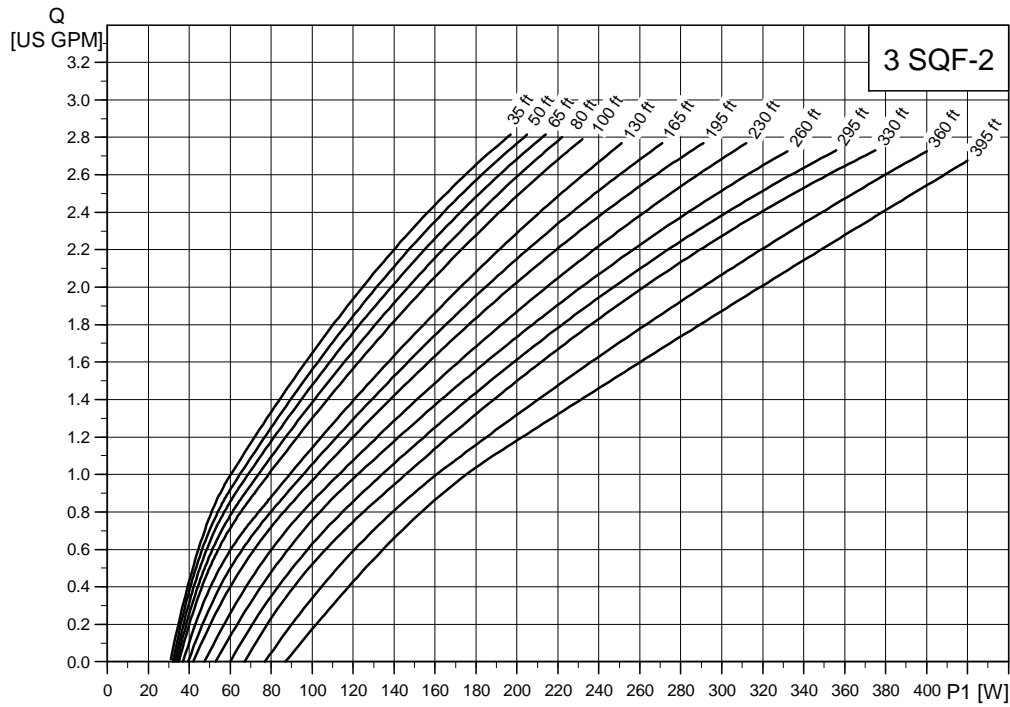


# Performance curves

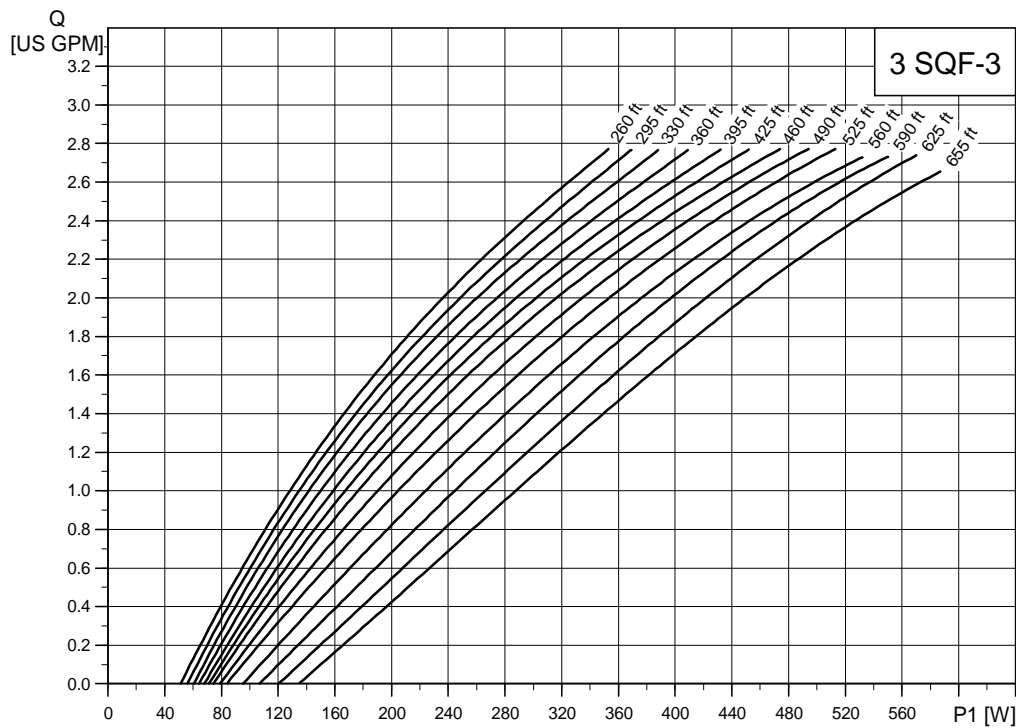
3 SQF-2  
3 SQF-3

## 3 SQF-2



TM02 2426 2309

## 3 SQF-3



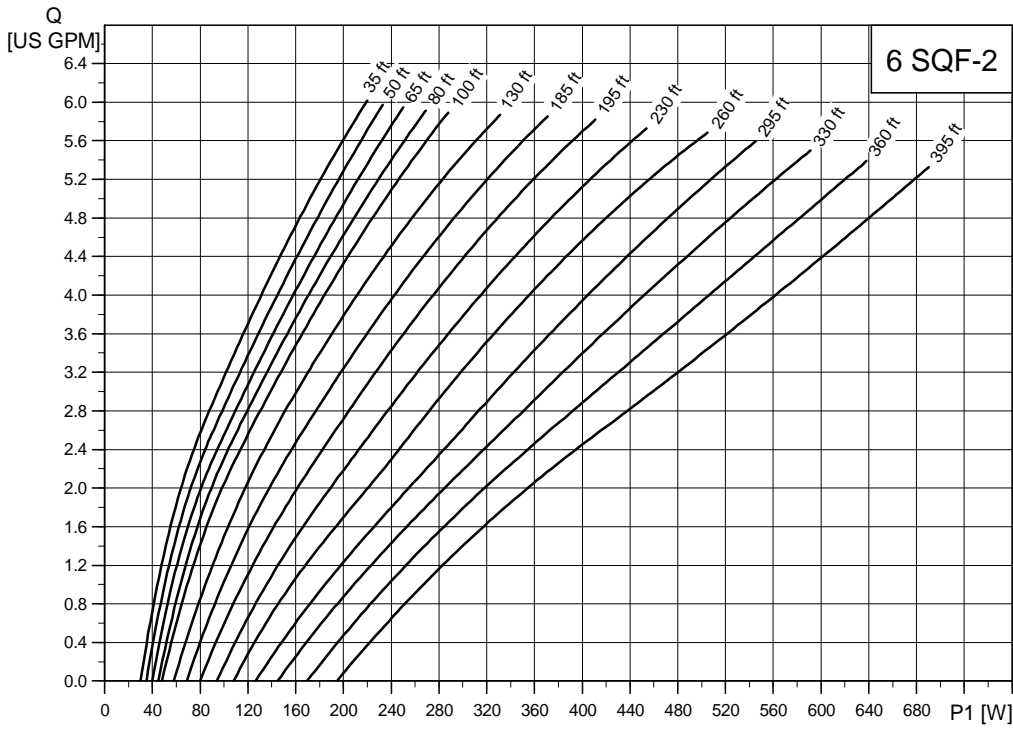
TM03 3930 2309

**Note:** Max. P1 (W) shown on curve represents max. motor RPM.

# Performance curves

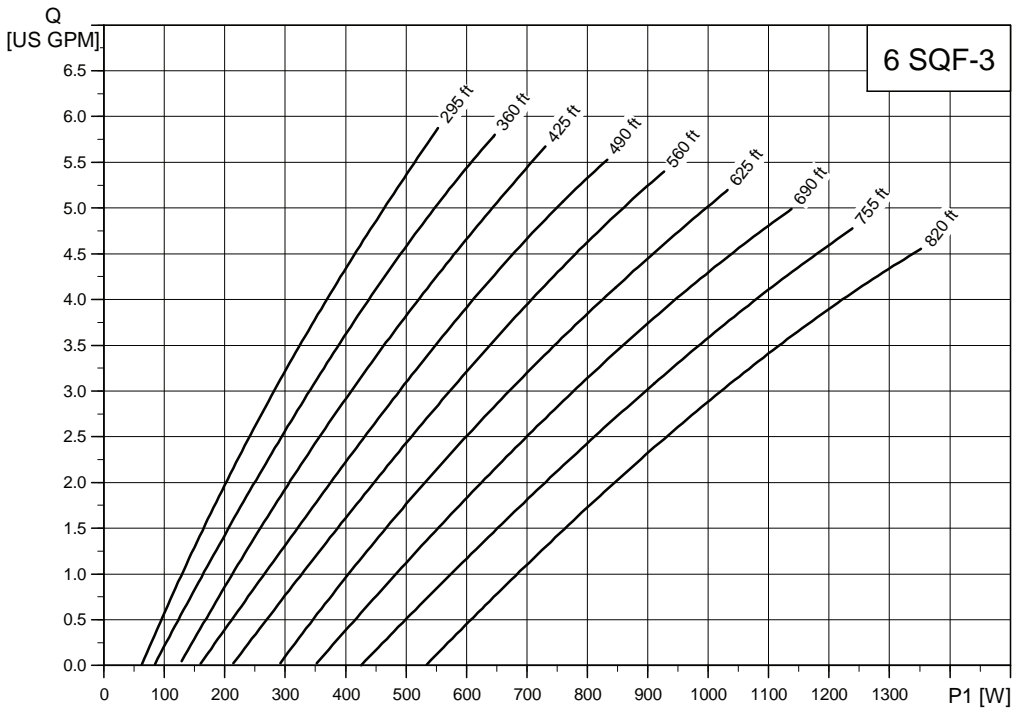
6 SQF-2  
6 SQF-3

## 6 SQF-2



TM02 2427 2309

## 6 SQF-3



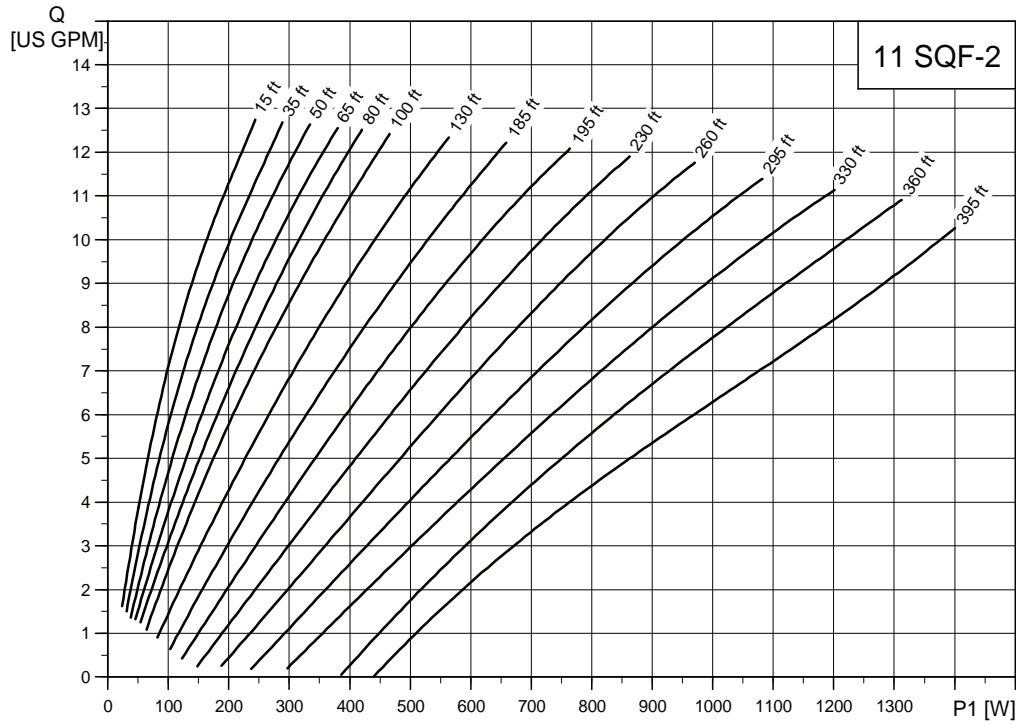
TM02 4648 2309

Note: Max. P1 (W) shown on curve represents max. motor RPM.

# Performance curves

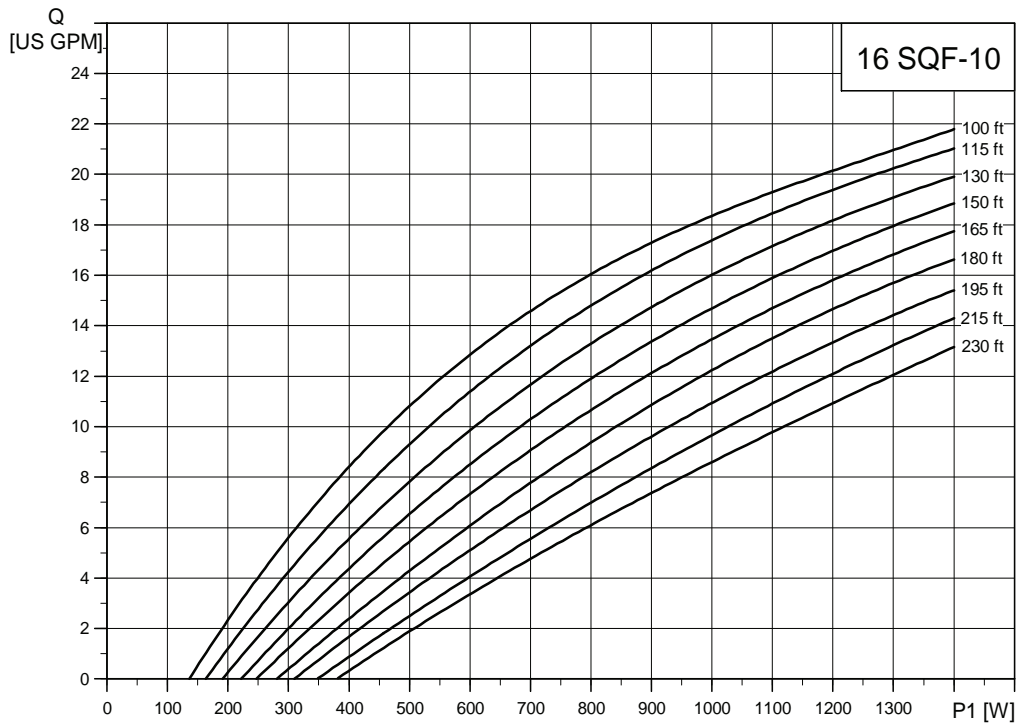
11 SQF-2  
16 SQF-10

## 11 SQF-2



TM02 2428 2309

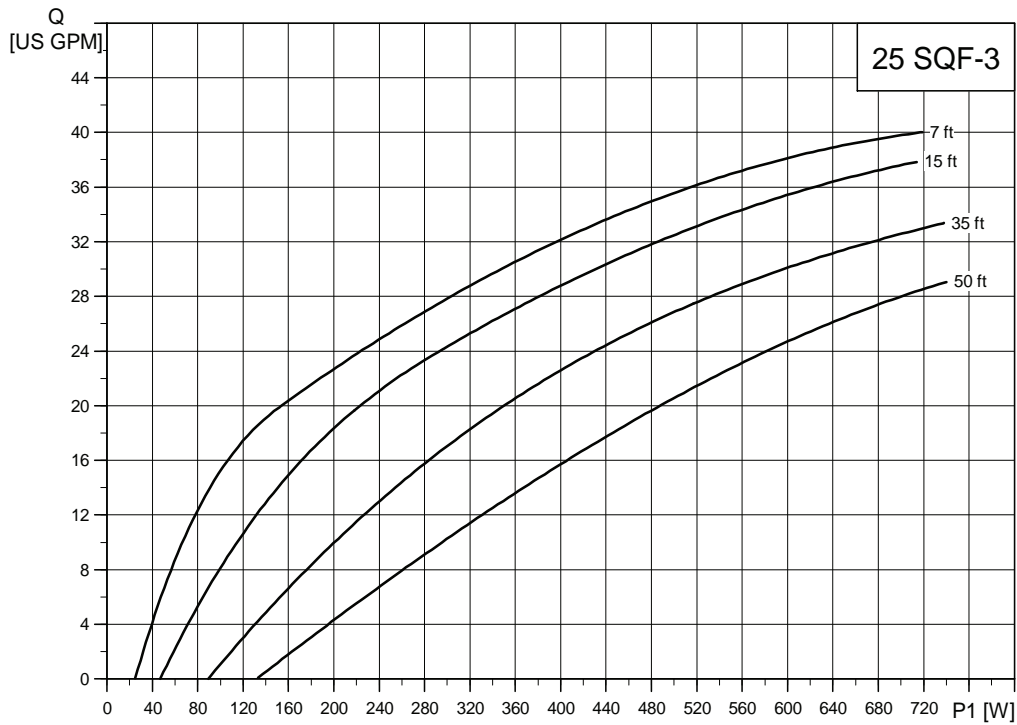
## 16 SQF-10



TM03 3931 2309

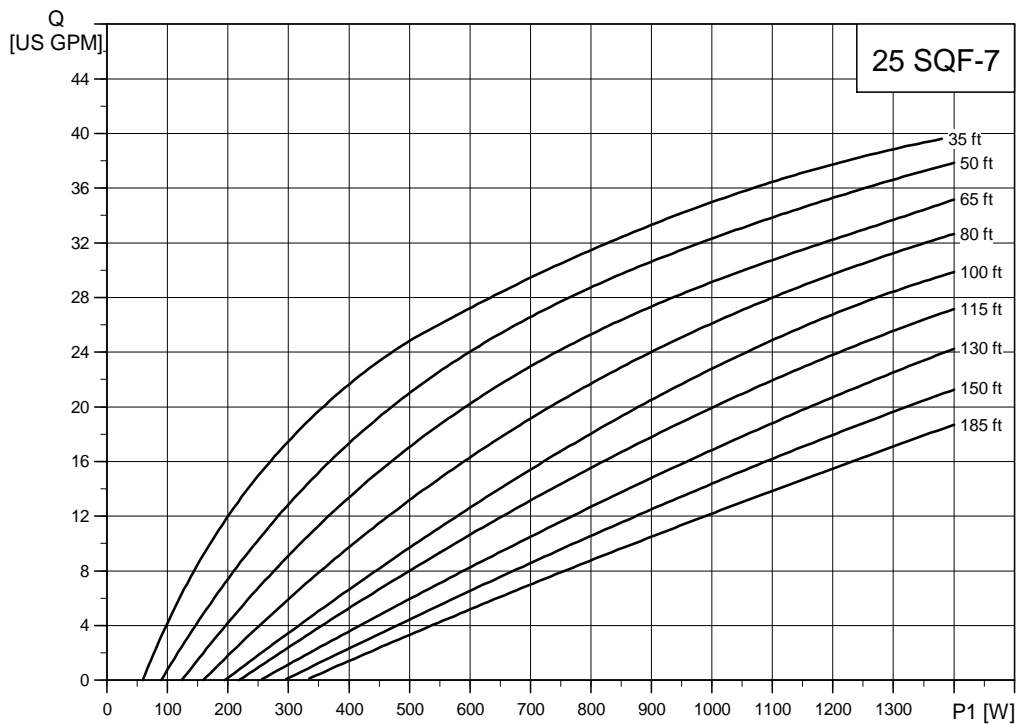
**Note:** Max. P1 (W) shown on curve represents max. motor RPM.

## 25 SQF-3



TM02 2429 2309

## 25 SQF-7



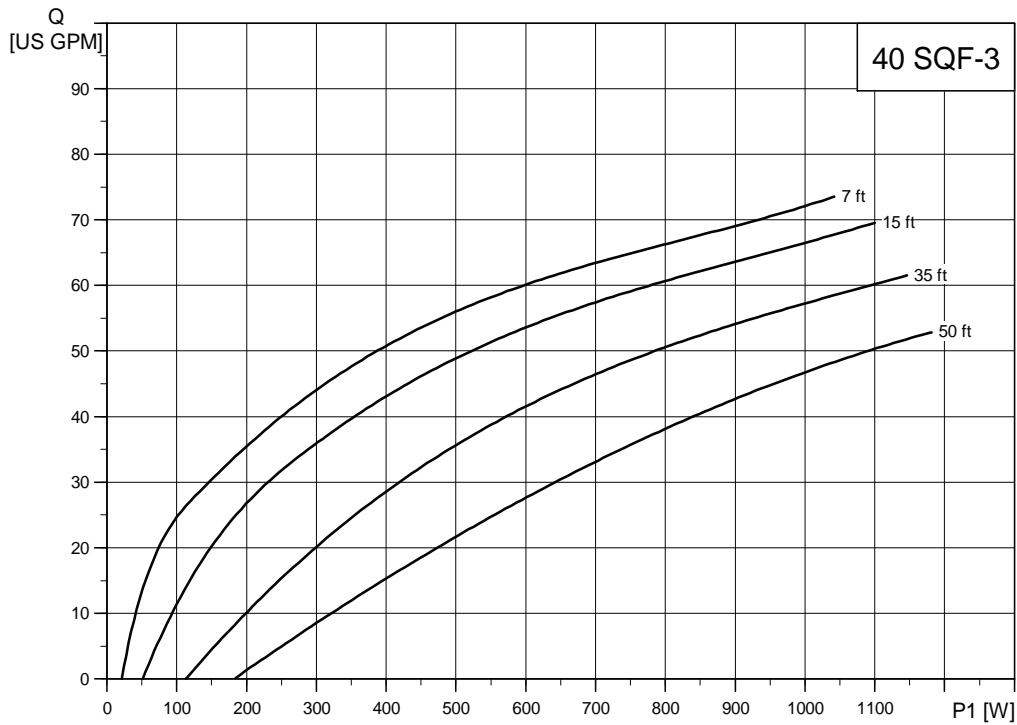
TM02 2430 2309

**Note:** Max. P1 (W) shown on curve represents max. motor RPM.

# Performance curves

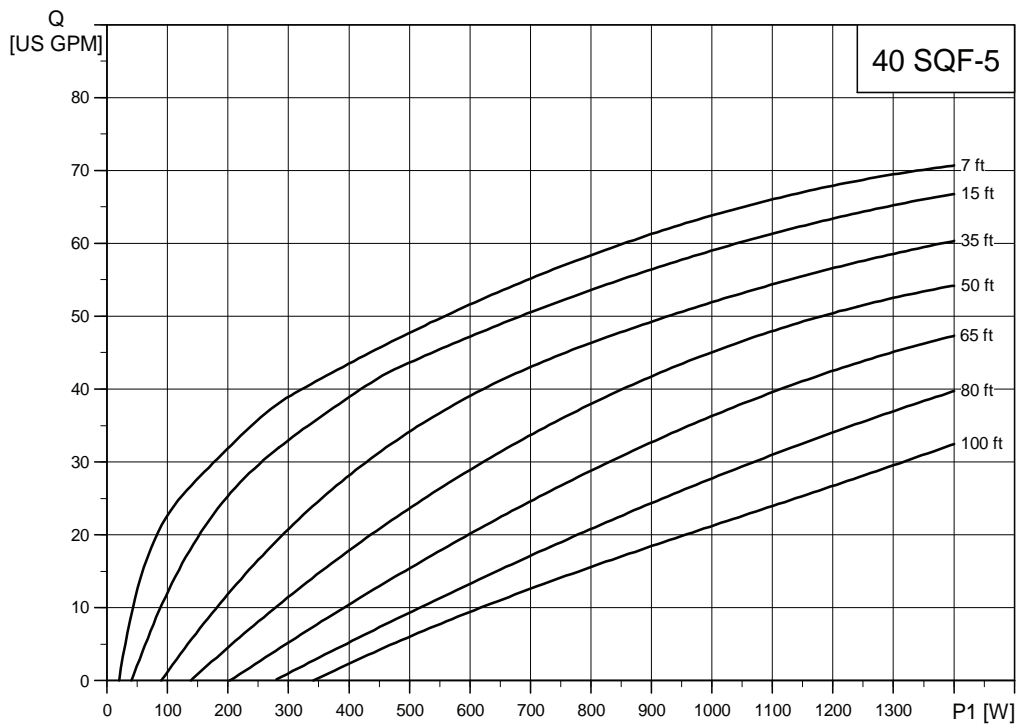
40 SQF-3  
40 SQF-5

## 40 SQF-3



TM02 2431 2309

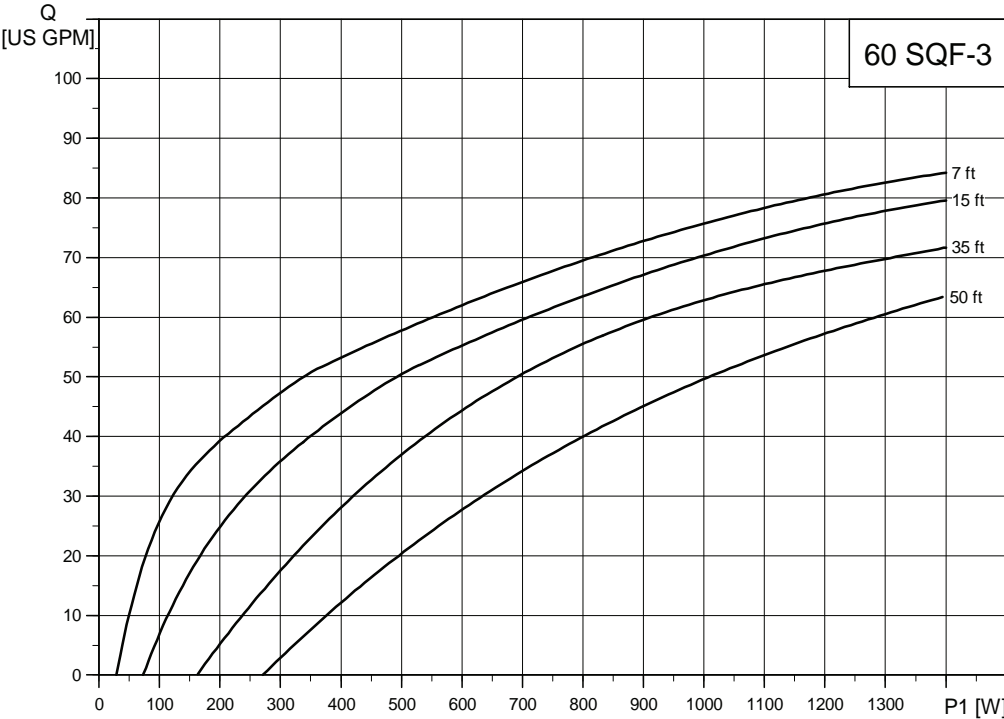
## 40 SQF-5



TM03 3932 2309

**Note:** Max. P1 (W) shown on curve represents max. motor RPM.

## 60 SQF-3

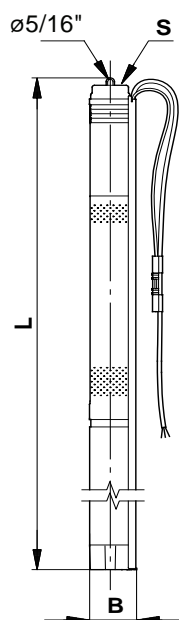


TM03 3933 2309

Note: Max. P1 (W) shown on curve represents max. motor RPM.

# Technical data

## Dimensions and weights



TM02 2209 3901

Pump type	Dimensions [in]			Net weight [lb]★	Gross weight [lb]★	Shipping volume [ft <sup>3</sup> ]★
	L	B	S			
3 SQF-2	47 *	2.9	1" NPT	17	21	0.85
3 SQF-3	49 *	2.9	1" NPT	17.5	21	0.85
6 SQF-2	48 *	2.9	1" NPT	17.5	21	0.85
6 SQF-3	51	2.9	1" NPT	1.8	2.2	0.85
11 SQF-2	49 *	2.9	1 1/4" NPT	18	22	0.85
16 SQF-10	38	3.9	1 1/4" NPT	21	24	1.00
25 SQF-3	32	3.9	1 1/2" NPT	18	21	1.00
25 SQF-7	35	3.9	1 1/2" NPT	19.5	23	1.00
40 SQF-3	36	3.9	2" NPT	21	24	1.00
40 SQF-5	40	3.9	2" NPT	23	26.5	1.00
60 SQF-3	39	3.9	2" NPT	24	27	1.00

★ Pump complete

## Electrical data

30-300 VDC or 1 x 90-240 VAC, 50/60 Hz

Pump type	Motor type	Max. power input P <sub>1</sub> [W]	Max. current [A]
3 SQF-2	MSF 3	900	8.4
3 SQF-3	MSF 3	900	8.4
6 SQF-2	MSF 3	900	8.4
6 SQF-3	MSF 3	900	8.4
11 SQF-2	MSF 3	900	8.4
16 SQF-10	MSF 3	1400	8.4
25 SQF-3	MSF 3	1400	8.4
25 SQF-7	MSF 3	1400	8.4
40 SQF-3	MSF 3	1400	8.4
40 SQF-5	MSF 3	1400	8.4
60 SQF-3	MSF 3	1400	8.4